

The background of the entire poster is a microscopic image of various rod-shaped bacteria, likely E. coli, shown in shades of blue and purple. The bacteria are scattered across the frame, some in focus and others blurred, creating a sense of depth and scientific context.

# SECOND MOSCOW MOLECULAR ALLERGOLOGY MEETING (MMAM-2019)

SECHENOV UNIVERSITY  
(MSMU)

8, TRUBETSKAYA STR.,  
MOSCOW

NOVEMBER 19

2 0 1 9

[www.raaci.ru](http://www.raaci.ru)

# CONTENT

3	Organizers
3	With support of
3	Technical organizer
4	Program
6	Conference timetable
12	Plan of exhibition and halls
14	Information on the sponsors and exhibitors

## ORGANIZERS



Russian Association of Allergists and Clinical Immunologists (RAACI)



National Research Center 'Institute of Immunology' of the Federal Medical-Biological Agency

## WITH SUPPORT OF



International Network of Medical Universities and Departments of Postgraduate Medical Education in Molecular Allergology and Immunology (INUNIMAI)



Medical University of Vienna



СЕЧЕНОВСКИЙ  
УНИВЕРСИТЕТ

Sechenov University (MSMU)



European Academy of Allergy and Clinical Immunology

## TECHNICAL ORGANIZER



PROGRAM	"Sechenov" hall (500)	"Pirogov" hall (218)	"Abrikosov" hall (218)
8:00–08:30 a.m.	<b>REGISTRATION (LOBBY). Refreshment break in the exhibition lobby</b>		
8:30–09:00 a.m.			
9:00–09:30 a.m.	<b>Plenary session № 1</b>  <b>Moderators:</b> RAS academician Glybochko P.V. RAS academician Khaitov R.M. RAS academician Karaulov A.V. RAS corresponding member Khaitov M.R. Professor R. Valenta		
9:30–10:00 a.m.			
10:00–10:30 a.m.			
10:30–11:00 a.m.			
11:00–11:30 a.m.			
11:30 a.m.–12:00 p.m.			
12:00–12:30 p.m.			
12:30–1:00 p.m.	<b>Refreshment break in the exhibition lobby</b>		
1:00–1:30 p.m.		<b>Takeda Satellite Symposium Session. Angioedema and allergies</b> <b>Moderators:</b> Latysheva T.V., Latysheva E.A.	<b>ALK Satellite Symposium Session. Allergic cascade and ASIT (allergen-specific immunotherapy): from symptoms resolving to prevention.</b> <b>"A skilful medic can cure us by recognizing asymptomatic course of the disease" – Avicenna</b> <b>Moderators:</b> Khaitov M.R.
1:30–2:00 p.m.			
2:00–2:30 p.m.		<b>Symposium: Asthma - modern perspective on mechanisms, diagnostics, and therapy</b> <b>Moderators:</b> Svitich O.A., Fedenko E.S.	<b>"A skilful medic can cure us by recognizing asymptomatic course of the disease" – Avicenna</b> <b>Moderators:</b> Khaitov M.R.
2:30–3:00 p.m.			
3:00–3:30 p.m.		<b>Octapharma (sponsor company) Symposium Session. New opportunities of replacement therapy</b> <b>Moderators:</b> Latysheva T.V., Scherbina A. Yu.	<b>Symposium: Immunobiological therapy of immune-mediated skin diseases. The dialogue between dermatologists and allergy and clinical Immunology specialists</b> <b>Moderators:</b> Kubanov A.A., Khaitov M.R.
3:30–4:00 p.m.			
4:00–4:30 p.m.			
4:30–5:00 p.m.	<b>Plenary session № 2</b> <b>Moderators:</b> Custovic A., Renz H., Ilyina N.I., Luss L.V.	<b>Symposium: innovative approaches to the treatment of allergic diseases</b> <b>Moderators:</b> Kurbacheva O.M., Nenasheva N.M.	<b>Symposium: Virus-induced immunity: new methods of virus-infection treatment</b> <b>Moderators:</b> Schulzhenko A.E., Elisyutina O.G.
5:00–5:30 p.m.			
5:30–6:00 p.m.			
6:00–6:30 p.m.	<b>Closing Ceremony. Poster prizes</b>		

"Blue" hall (50)	"Red" hall (40)	Lobby
		<b>POSTER SESSION</b> in the exhibition lobby

HVD LifeSciences (sponsor company)  
Satellite Symposium Session. Austrian-  
Russian Biopharmaceutical Club  
Moderators:  
Valenta R., Khaitov M.R., Lukavski R.

Beckman Coulter Life Sciences  
Satellite Symposium Session. Flow  
cytometry in clinical immunology  
and allergy diagnostics  
Moderators:  
ZurochkaA.V., Ilyina N.I., Luss L.V.

# CONGRESS TIMETABLE

8:00–  
9:00 a.m. Registration (lobby)

12:30–  
2:30 p.m. Poster session in the exhibition lobby

## “SECHENOV” HALL (500)

9:00 a.m.– 12:30 p.m.	<b>Plenary session N° 1</b> <b>Moderators:</b> RAS academician Glybochko P.V., RAS academician Khaitov R.M., RAS academician Karaulov A.V., RAS corresponding member Khaitov M.R., Professor R. Valenta
9:00– 9:30 a.m.	<b>Opening speech:</b> Khaitov M.R., Glybochko P.V., Khaitov R.M.
9:30– 10:00 a.m.	<b>Valenta R.</b> Prophylactic vaccination against allergy: mission possible.
10:00– 10:30 a.m.	<b>Akdis C.</b> Epithelial barrier hypothesis of allergic and inflammatory diseases.
10:30– 11:00 a.m.	<b>Akdis M.</b> Mechanisms of immune tolerance to allergens.
11:00– 11:30 a.m.	<b>Renz H.</b> The bacterial exposome in allergy development and prevention.
11:30 a.m.– 12:00 p.m.	<b>Jacquet A.</b> Innate immune activation in house dust mite allergy.
12:00– 12:30 p.m.	<b>Edwards M.</b> Understanding innate immune responses to rhinoviruses, implications for asthma exacerbations
12:30– 1:00 p.m.	Refreshment break in the exhibition lobby
4:30– 6:30 p.m.	<b>Plenary session N° 2</b> <b>Moderators:</b> Custovic A., Renz H., Ilyina N.I., Luss L.V.
4:30– 5:00 p.m.	<b>Du Toit G.</b> Can food allergy be prevented?
5:00– 5:30 p.m.	<b>Shamji M.</b> Fel d 1 monoclonal antibody: a passive immunotherapy approach for cat allergy.
5:30– 6:00 p.m.	<b>Custovic A.</b> Component-resolved diagnosticsmicroarrays and sensitization algorithms for prediction of asthma.
6:00– 6:30 p.m.	Closing Ceremony. Poster prizes

## “PIROGOV” HALL (218)

1:00– 2:00 p.m.	<p><b>Takeda Satellite Symposium Session. Angioedema and allergies</b></p> <p><b>Moderators:</b> Latysheva T.V., Latysheva E.A.</p> <p><i>* The accreditation for the event is submitted to Council for CME (Continuing Medical Education). CME scores will not be added for sponsor company reports.</i></p>
1:00– 1:15 p.m.	<p><b>Danilycheva I.V.</b> Different types of angioedema.</p>
1:15– 1:30 p.m.	<p><b>Latysheva T.V.</b> The course, characteristics and therapy principles of HAE (hereditary angioedema).</p>
1:30– 1:45 p.m.	<p><b>Latysheva E.A.</b> HAE and allergy: is it possible?</p>
1:45– 2:00 p.m.	<p>Discussion</p>
2:00– 3:00 p.m.	<p><b>Symposium: Asthma – modern perspective on mechanisms, diagnostics, and therapy</b></p> <p><b>Moderators:</b> Svitich O.A., Fedenko E.S.</p>
2:00– 2:15 p.m.	<p><b>Kurbacheva O.M.</b> Capabilities of antiinflammatory (target) therapy of asthma and rhinosinusitis polyposa.</p> <p><i>* The accreditation for the event is submitted to Council for CME. The report is made with support from Sanofi company. CME scores will not be added for sponsor company reports.</i></p>
2:15– 2:35 p.m.	<p><b>Svitich O.A., Gankovskaya L.V.</b> Innate immunity in pathogenesis of asthma: molecular and genetic mechanisms.</p>
2:35– 2:55 p.m.	<p><b>Lozko N.I.</b> Asthma: allergic inflammation mechanism and pathogenetic therapy.</p> <p><i>* The accreditation for the event is submitted to Council for CME. The report is made with support from MSD sponsor company, scores will not be added.</i></p>
2:55– 3:00 p.m.	<p>Discussion</p>
3:00– 4:00 p.m.	<p><b>Octapharma (sponsor company) Symposium Session. New opportunities of replacement therapy</b></p> <p><b>Moderators:</b> Latysheva T.V., Scherbina A. Yu.</p> <p><i>* The accreditation for the event is submitted to Council for CME. CME scores will not be added for sponsor company reports.</i></p>
3:00– 3:20 p.m.	<p><b>Latysheva T.V.</b> The evolution of replacement therapy – from plasma to subcutaneous forms of immunoglobulins.</p>
3:20– 3:40 p.m.	<p><b>Latysheva E.A.</b> Usage of subcutaneous forms of immunoglobulins in adults (outcomes of international studies and own data).</p>
3:40– 4:00 p.m.	<p><b>Scherbina A.Yu.</b> Administration of subcutaneous immunoglobulins in children.</p>

4:30– 6:00 p.m.	<b>Symposium: innovative approaches to the treatment of allergic diseases</b> <b>Moderators:</b> Kurbacheva O.M., Nenasheva N.M.
4:30– 4:45 p.m.	<b>Nenasheva N.M.</b> Anti-IgE therapy in relevant clinical practice. <i>* The accreditation for the event is submitted to Council for CME. The report is made with support from Novartis Pharma sponsor company, scores will not be added.</i>
4:45– 5:00 p.m.	<b>Kurbacheva O.M.</b> Drug therapy in allergic rhinitis cascade: singularity and synergy of drugs. <i>* The accreditation for the event is submitted to Council for CME. The report is made with support from MSD sponsor company, scores will not be added.</i>
5:00– 5:15 p.m.	<b>Kurbacheva O.M.</b> ASIT: where science and practice meet. <i>* The accreditation for the event is submitted to Council for CME. The report is made with support from Stallergenes (sponsor company), scores will not be added.</i>
5:15– 5:30 p.m.	<b>Tsybarevich I.V.</b> Testing and certification of industry standard samples: a case study of rye, timothy and mugwort pollens. <i>* The accreditation for the event is submitted to Council for CME. The report is made with support from Microgen sponsor company, scores will not be added.</i>
5:30– 5:45 p.m.	<b>Latysheva E.A.</b> Specific aspects of the course and treatment principles of the angioedema associated with bradykinin. <i>* The accreditation for the event is submitted to Council for CME. The report is made with support from Takeda sponsor company, scores will not be added.</i>
5:45– 6:00 p.m.	Discussion

## “ABRIKOSOV” HALL (218)

1:00– 3:00 p.m.	<b>ALK Satellite Symposium Session. Allergic cascade and ASIT (allergen-specific immunotherapy): from symptoms resolving to prevention</b> “A skilful medic can cure us by recognizing asymptomatic course of the disease” – <i>Avicenna</i> <b>Moderators:</b> Khaitov M.R. <i>* The accreditation for the event is submitted to Council for CME. CME scores will not be added for sponsor company reports.</i>
1:00 – 1:15 p.m.	<b>Khaitov M.R.</b> ASIT in Russia: past, present, and future.
1:15– 1:55 p.m.	<b>Vüstenberg A.</b> Grazax ® SLIT (sublingual immunotherapy) herbs tablets: short-term and long-term results.
1:55– 2:30 p.m.	<b>Nenasheva N.M.</b> “This autumn must-have”: SLIT tablet.
2:30– 2:50 p.m.	<b>Kurbacheva O.M.</b> Medication forms of ASIT: is it important?
2:50– 3:00 p.m.	Questions and discussion



3:00– 4:30 p.m.	<p><b>Symposium: Immunobiological therapy of immune-mediated skin diseases. The dialogue between dermatologists and allergy and clinical Immunology specialists</b></p> <p><b>Moderators:</b> Kubanov A.A., Khaitov M.R.</p>
3:00– 3:30 p.m.	<p><b>Schulzhenko A.E.</b> The choice of herpes simplex virus infection therapy: knowledge or intuition.</p>
3:30– 3:45 p.m.	<p><b>Borzova E.Yu.</b> Genetically engineered biological therapy of chronic urticaria.  <i>* The accreditation for the event is submitted to Council for CME.  The report is made with support from Novartis Pharma sponsor company, scores will not be added.</i></p>
3:45– 4:05 p.m.	<p><b>Chikin V.V.</b> IL-4 and IL-13 signal pathway as a target for biological therapy in atopic dermatitis patients.</p>
4:05– 4:25 p.m.	<p><b>Abramova T.V., Deryabin D.G.</b> The prospects of personalized therapy in patients with bullous pemphigoid.</p>
4:25– 4:30 p.m.	Discussion
4:30– 6:00 p.m.	<p><b>Symposium: Virus-induced immunity: new methods of virus-infection treatment</b></p> <p><b>Moderators:</b> Schulzhenko A.E., Elisyutina O.G.</p>
4:30– 4:45 p.m.	<p><b>Schulzhenko A.E.</b> Signal pathways of interferon activation in influenza and ARVI.  <i>* The accreditation for the event is submitted to Council for CME.  The report is made with support from Nearmedic sponsor company, scores will not be added.</i></p>
4:45– 5:15 p.m.	<p><b>Shilovsky I.P.</b> The use of RNA interference mechanism for the development of antiviral drugs.</p>
5:15– 5:45 p.m.	<p><b>Pickl W.</b> Critical involvement of the soluble pattern recognition receptor serum amyloid A1 (SAA1) in the initiation of type 2 immunity.</p>
5:45– 6:00 p.m.	Discussion

## "BLUE" HALL (50)

<p>2:00– 6:00 p.m.</p>	<p><b>HVD LifeSciences (sponsor company) Satellite Symposium Session. Austrian-Russian Biopharmaceutical Club</b></p> <p><b>Moderators:</b> Valenta R., Khaitov M.R., Lukavski R.</p> <p><i>* The accreditation for the event is submitted to Council for CME. The report is made with support from HVD Life Sciences sponsor company, scores will not be added.</i></p>
<p>2:00– 2:05 p.m.</p>	<p><b>Opening speech:</b> Lukavski R.</p>
<p>2:05– 2:45 p.m.</p>	<p><b>Valenta R.</b> The development of new vaccines: from the idea to clinically certified drugs.</p>
<p>2:45– 3:15 p.m.</p>	<p><b>Chappell J.</b> Success story and latest solutions.</p>
<p>3:15– 3:55 p.m.</p>	<p><b>Kudlay D.A.</b> Success story and latest solutions.</p>
<p>3:55– 4:20 p.m.</p>	<p>Invest project poster competition within the Club meeting.</p>
<p>4:20– 4:50 p.m.</p>	<p><b>Aastrup T.</b> Success story and latest solutions.</p>
<p>4:50– 5:20 p.m.</p>	<p><b>Henning R.</b> Startup and investor interaction</p>
<p>5:20– 5:50 p.m.</p>	<p><b>Sharareh Salar-Behzadi.</b> "Advantages of rational pharmaceutical product and process development: RCPE's science-based approach"</p>
<p>5:50– 6:00 p.m.</p>	<p>Discussion</p>

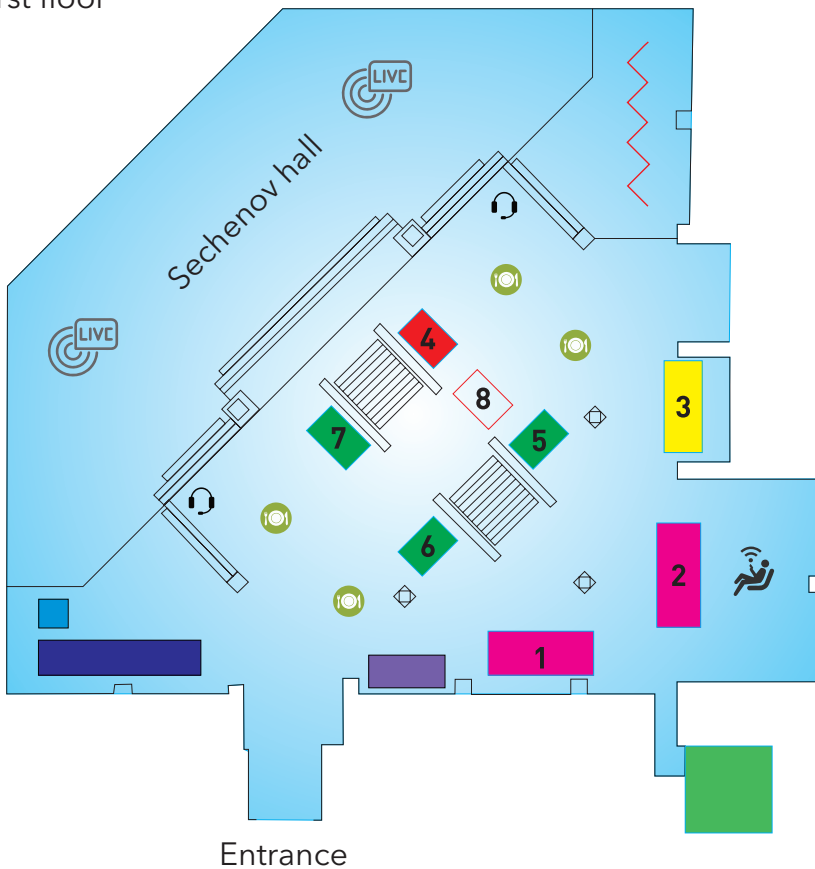
## "RED" HALL (40)











3:00– 5:00 p.m.	<b>Beckman Coulter Life Sciences Satellite Symposium Session. Flow cytometry in clinical immunology and allergy diagnostics</b> <b>Moderators:</b> Zurochka A.V., Ilyina N.I., Luss L.V.
3:00– 3:20 p.m.	<b>Khaidukov S.V.</b> Cells examination in immune status test for monitoring of immune system.
3:20– 3:40 p.m.	<b>Zurochka A.V.</b> The use of standardized leukocyte immunophenotyping technique in clinical practice. Evaluation of the small lymphocyte subpopulations.
3:40– 4:00 p.m.	<b>Kalinina N.M.</b> The analysis of lymphocyte activation markers in clinical aspects of the various pathological conditions.
4:00– 4:20 p.m.	<b>Bychkova N.V.</b> Allergy diagnostics by flow cytometry method.
4:20– 4:40 p.m.	<b>Kudryavtsev I.V.</b> The prospects of the clinical use of flow cytometry – multicolour assay <i>* The accreditation for the event is submitted to Council for CME. CME scores will not be added for sponsor company reports.</i>
4:40– 5:00 p.m.	Discussion

# PLAN OF EXHIBITION AND HALLS

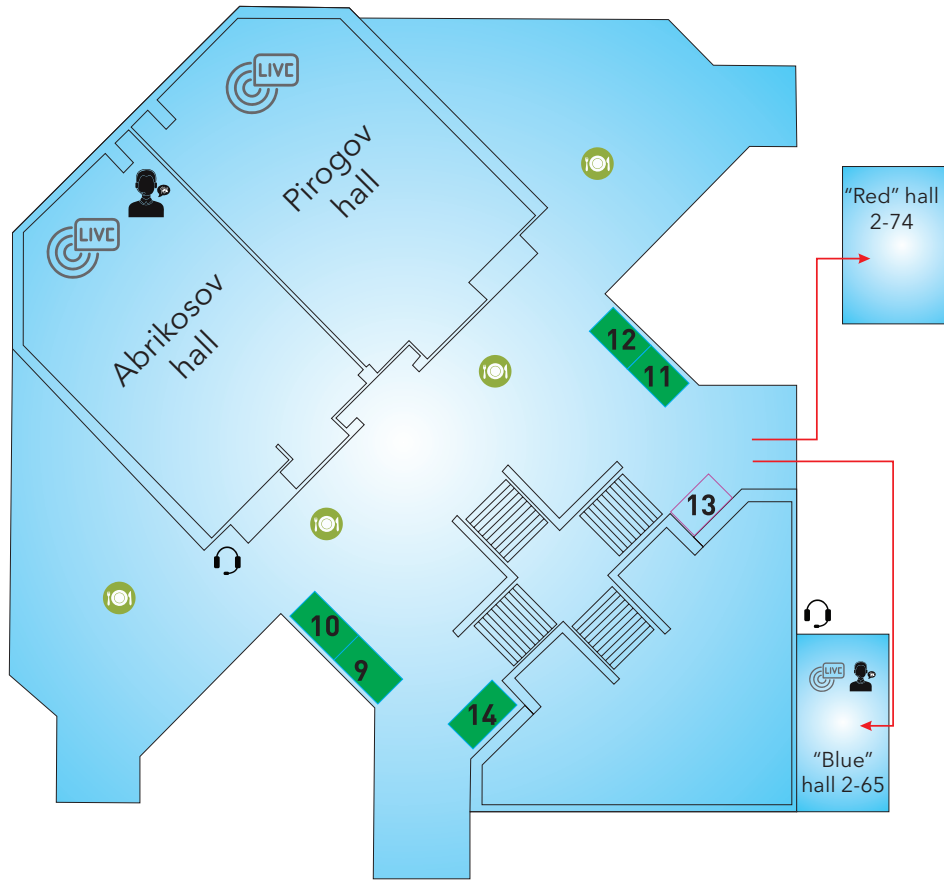
- |                       |                  |
|-----------------------|------------------|
| 1. ALK                | 7. Sanofi        |
| 2. Takeda             | 8. Friso         |
| 3. Registration point | 9. Nearmedic     |
| 4. FULLERAN           | 10. Stallergenes |
| 5. RAACI              | 11. ImmunoCAP    |
| 6. Microgen           | 12. MSD          |

## First floor



- 13. Novartis
- 14. Generium
-  Poster session
-  Health Waters
-  Mass Media
-  The speaker's room
-  The point to deliver your presentation
-  Coffee-break point
-  Receivers for interpreting
-  Relaxing zone
-  Live broadcasting
-  Simultaneous interpreting

## Second floor



# SPONSORS AND EXHIBITORS

## STRATEGIC SPONSORS



## SPONSORS



## MEMBERS OF THE SCIENTIFIC PROGRAMME



## EXHIBITOR





